

*The Simply Series*

# SIMPLY JIGS & REELS

*by Alison M. Sparrow*

**A collection of 10 unaccompanied  
Jigs & Reels for violin.  
Beginner level.  
All songs come complete with YouTube  
video tutorials.**



Subscribe to my Patreon page which includes a huge database of easy/intermediate sheet music for violin & piano covering a vast variety of genres.

For as little as \$2 per month, you will have unlimited access to one of the largest independent databases of sheet music in the world which is constantly being updated, added to and improved. All sheet music is fully downloadable once you are a member.

[www.patreon.com/theonlinepianotutor](http://www.patreon.com/theonlinepianotutor)



**FROM YOUTUBE'S NO.1 VIOLIN AND PIANO CHANNEL**

## CONTENTS

Preface.....	3
Frosty Sunday.....	4
Rake the Shingle.....	5
Muffin's Reel.....	6
Fields of Taver'ham.....	7
Rolling Barrel.....	8
Rise & Grind.....	9
The Sand Jigger.....	10
The Gaelic Stomp.....	11
The Dance Game.....	12
The Hop Hop Back.....	13

## PREFACE

The Simply Series is a collection of very simple and easy to play violin books, each with a theme.

They have been written and composed with the beginner student in mind, and are therefore suitable for complete beginners and upwards.

I have found that there are just not enough books on the market today that are designed for new violinists, without the pieces lacking in melodic interest and structure. This prompted me to write my very own series of books, based on what my audience has specifically asked me for.

Each song in every book comes with a tutorial & performance video on YouTube, and the quick links to each video are featured below:

1. [Frosty Sunday](#)
2. [Rake the Shingle](#)
3. [Muffin's Reel](#)
4. [Fields of Taver'ham](#)
5. [Rolling Barrel](#)
6. [Rise & Grind](#)
7. [The Sand Jigger](#)
8. [The Gaelic Stomp](#)
9. [The Dance Game](#)
10. [The Hop Hop Back](#)

I do hope you enjoy The Simply Series as much as I have enjoyed creating the books for you.

If you like this series, then you can visit my online shop: [www.amsmusicshop.com](http://www.amsmusicshop.com) for more books from this series.

A handwritten signature in cursive script that reads "Alison".

# Frosty Sunday

**Fast & lively**

0 2 0 3 1 3 2 3 0 1

5 2 0

9 2

13 0

17 3 3 1 3 0 3 1

21 3 1 3 1

## *Hints & Tips:*

- This piece is a jig, so it needs to be played in 3's such as 1-2-3, 1-2-3 etc.
- Make sure the F#'s and C#'s on the D and A string, respectively, are stretched, or close to the 3rd fingers.

# Rake The Shingle

Fast

0 3 2 3 1 3 1 0

3 3 1 3 1 0 3

5 1 3 0 3 3 1 2

7 1 3 0 3 0 3 1 4

9 3 1 3 1 0

11 3 1 3 1 1 0 3

## *Hints & Tips:*

- This piece is also a jig, so it needs to be played in 3's such as 1-2-3, 1-2-3 etc.
- Make sure the F#'s and C#'s on the D and A string, respectively, are stretched, or close to the 3rd fingers.
- Watch out for the G# in bar 7. The 3rd finger needs to be slightly stretched from where it normally is.
- Try to use 4th fingers where suggested. This will avoid awkward and difficult string crossings.

# Muffin's Reel

Lively

The musical score for "Muffin's Reel" is written in 4/4 time and consists of four staves of music. The key signature is one sharp (F#). The first staff begins with a treble clef and a key signature of one sharp. The music is characterized by a steady eighth-note rhythm. Fingerings are indicated by numbers 1-3 above the notes. The first staff contains measures 1-4. The second staff starts at measure 5 and includes a repeat sign at the end. The third staff starts at measure 9 and includes a repeat sign at the beginning. The fourth staff starts at measure 13 and includes a repeat sign at the end. The piece concludes with a final double bar line.

## *Hints & Tips:*

- This piece is a reel so it should be played in 4 beats as opposed to a 3 beat feel, like the jigs.
- Play the repeats or leave them out as you see fit.

# Fields of Taverham

Lively

The musical score for 'Fields of Taverham' is written in treble clef, 6/8 time, and the key of D major (one sharp). The piece is marked 'Lively'. The score consists of five staves of music, with fingerings indicated by numbers 0-4 above the notes. The first staff starts with a quarter rest followed by a quarter note G4 (0), a quarter note A4 (3), a quarter note B4 (0), and a quarter note C5 (1). The second staff continues with a quarter note D5 (2), a quarter note E5 (2), a quarter note F#5 (3), a quarter note G5 (2), a quarter note A5 (2), a quarter note B5 (3), a quarter note C6 (4), a quarter note B5 (2), a quarter note A5 (3), a quarter note G5 (3), a quarter note F#5 (1), and a quarter note E5 (3). The third staff starts with a quarter rest (0), a quarter note G4 (3), a quarter note A4 (0), a quarter note B4 (3), a quarter note C5 (2), a quarter note D5 (2), a quarter note E5 (2), a quarter note F#5 (3), a quarter note G5 (2), a quarter note A5 (2), a quarter note B5 (3), a quarter note C6 (4), a quarter note B5 (2), a quarter note A5 (3), a quarter note G5 (3), a quarter note F#5 (1), and a quarter note E5 (3). The fourth staff starts with a quarter rest (0), a quarter note G4 (3), a quarter note A4 (0), a quarter note B4 (3), a quarter note C5 (2), a quarter note D5 (2), a quarter note E5 (2), a quarter note F#5 (3), a quarter note G5 (2), a quarter note A5 (2), a quarter note B5 (3), a quarter note C6 (4), a quarter note B5 (2), a quarter note A5 (3), a quarter note G5 (3), a quarter note F#5 (1), and a quarter note E5 (3). The fifth staff starts with a quarter rest (2), a quarter note G4 (3), a quarter note A4 (4), a quarter note B4 (3), a quarter note C5 (3), a quarter note D5 (3), a quarter note E5 (0), a quarter note F#5 (1), a quarter note G5 (2), a quarter note A5 (2), a quarter note B5 (3), a quarter note C6 (4), a quarter note B5 (2), a quarter note A5 (3), a quarter note G5 (3), a quarter note F#5 (1), and a quarter note E5 (2).

## *Hints & Tips:*

- This piece is also a jig, so it needs to be played in 3's such as 1-2-3, 1-2-3 etc.
- Make sure the F#'s on the D string are stretched, or close to the 3rd fingers.
- The C's on the A string should be played with the 2nd finger back, close to the 1st finger.

# Rolling Barrel

Lively

The musical score for "Rolling Barrel" is written in treble clef, 3/8 time, and the key of D major (one sharp). It consists of six staves of music. Fingerings are indicated by numbers 0-3 above the notes. The piece is marked "Lively".

Staff 1: 0 3 3 1 3 2 3 2 3 0

Staff 2: 5 3 0 3 1 2 3 1 0 3

Staff 3: 9 0 1 3 0 1 3

Staff 4: 13 0 2 3 0 1 3 3 0

Staff 5: 17 3 3 2

Staff 6: 21 3 2 3 1 0 3 3 3

## *Hints & Tips:*

- This piece is also a jig, so it needs to be played in 3's such as 1-2-3, 1-2-3 etc.
- Make sure the F#'s on the D string are stretched, or close to the 3rd fingers.
- The C's on the A string should be played with the 2nd finger back, close to the 1st finger.



# Rise & Grind

## Fast and Lively

0 3 1 3 4 4

4 0 3 1 2 4

7 3 3 4 1 3 0 0

10 4 4

13 2 3 0 3 3

### *Hints & Tips:*

- This piece is also a jig, so it needs to be played in 3's such as 1-2-3, 1-2-3 etc.
- Make sure the F#'s on the D string are stretched, or close to the 3rd fingers.
- Watch out for the F# to G#, both played with the 3rd finger. Just simply slide from the F# to the G#.

# The Sand Jigger

Lively

1 3 0 2 4 3 4 2 4

5 0 2 4

9 0 0 4 4 0

13 0 3 0

17 1 4 4 2 4

21 4 4

## *Hints & Tips:*

- This piece is also a jig, so it needs to be played in 3's such as 1-2-3, 1-2-3 etc.
- Make sure the F#'s on the D string and the C#'s on the A string are stretched, or close to the 3rd fingers.
- Try to play 4th fingers where started, as it will avoid string crossings.

# The Gaelic Stomp

**Fast & Lively**

The musical score for 'The Gaelic Stomp' is written in 6/8 time and the key of D major (two sharps). It consists of six staves of music. The first staff starts with a treble clef and a key signature of two sharps. The music is characterized by a fast and lively tempo. The score includes various fingering numbers (0-4) above the notes, indicating fingerings for the strings. The piece concludes with a double bar line.

## *Hints & Tips:*

- This piece is also a jig, so it needs to be played in 3's such as 1-2-3, 1-2-3 etc.
- Make sure the F#'s on the D string and the C#'s on the A string are stretched, or close to the 3rd fingers.
- Try to play 4th fingers where started, as it will avoid string crossings.

# The Dance Game

**Fast**

0 0 1 3 3

5 3

9 1 4

13

17

## *Hints & Tips:*

- This piece is a reel, so it should be played in 4 beats, as opposed to a 3 beat feel, like the jigs.
- Make sure the F#'s on the D string and the C#'s on the A string are stretched, or close to the 3rd fingers.
- Try to play 4th fingers where started, as it will avoid string crossings.

# The Hop Hop Back

The musical score for 'The Hop Hop Back' is written in 4/4 time and consists of six staves of music. The notes and fingering are as follows:

- Staff 1: Measures 1-4. Notes: G4 (0), A4 (0), B4, C5, D5, E5, D5, C5, B4, A4, G4. Fingering: 0, 0, 3, 3, 4.
- Staff 2: Measures 5-8. Notes: G4 (0), A4 (0), B4, C5, D5, E5, D5, C5, B4, A4, G4, F4, E4, D4, C4. Fingering: 0, 0.
- Staff 3: Measures 9-12. Notes: G4 (3), A4 (3), B4, C5, D5, E5, D5, C5, B4, A4, G4, F4, E4, D4, C4. Fingering: 3, 0, 3.
- Staff 4: Measures 13-16. Notes: G4 (3), A4 (3), B4, C5, D5, E5, D5, C5, B4, A4, G4, F4, E4, D4, C4. Fingering: 3, 4.
- Staff 5: Measures 17-20. Notes: G4, A4, B4, C5, D5, E5, D5, C5, B4, A4, G4, F4, E4, D4, C4.
- Staff 6: Measures 21-24. Notes: G4, A4, B4, C5, D5, E5, D5, C5, B4, A4, G4, F4, E4, D4, C4. Fingering: 4.

## *Hints & Tips:*

- This piece is a reel, so it should be played in 4 beats as opposed to a 3 beat feel, like the jigs.
- Make sure the F's on the D string and the C's on the A string are 'back', or close to the 1st fingers.
- Try to play 4th fingers where started, as it will avoid string crossings.
- Watch out for the B in bar 15 with the 4th finger on the E string.




# SIMPLY JIGS & REELS


- 10 simple Jigs & Reels songs for unaccompanied violin
- Each song comes complete with a YouTube video tutorial & performance
- More books available in ‘The Simply Series’

## *The Simply Series*


Other books available in The Simply Series:




**SIMPLY ROMANTIC**



**SIMPLY GYPSY**



**SIMPLY JAZZ, BLUES  
& RAGS**



**SIMPLY COUNTRY**

[WWW.AMSMUSICSHOP.COM](http://WWW.AMSMUSICSHOP.COM)